

# VENEER STONE

INSPIRED BY NATURE, ENGINEERED BY MAN

## Arctic Collection technical guide

January 2023





# CHOOSE YOUR COLOUR



LIMESTONE



TRAVERTINE



SANDSTONE




NATURAL GREY



GRANITE



SLATE




BLUESTONE

Commonly blended colours for a contrasted finish are  
Limestone & Travertine - Sandstone & Natural Grey

The product colours in this booklet are as accurate as current photography & printing techniques allow. We suggest you look at actual samples for a better idea and selection.




# ARCTIC



The state of the art structure of Arctic Stone compliments any style of application from house facades to warming a living room wall to a pool side water feature. Arctic Stone leaves a stunning impression.



Limestone



Sandstone



Travertine



*Suitable in wet areas*

Bluestone


The product colours in this booklet are as accurate as current photography & printing techniques allow. We suggest you look at actual samples for a better idea and selection.





Travertine

Sandstone




Granite



Natural Grey



# ARCTIC



Order Multiples - Bodies	0.25m <sup>2</sup> per sheet	17m <sup>2</sup> per pallet
Order Multiples - Corners	2 lineal metres per case	80 l/m per pallet


## RANDOM SIZES:

approx. HEIGHT: 100mm–500mm

approx. LENGTH :100mm-500mm

Average Thickness: 20mm-30mm Approx

Reoccurring pattern as packaged



Limestone

Sandstone

Bluestone




Slate

Natural Grey

Travertine

Capping available to suit all colours- Size: 500-510mm x 290mm x 40mm

## Installation styles



Dry joint



15mm grouted



# ARCTIC




Compliment any surface in your project.

Pave with European style stone and exploit your point of difference



Limestone and Travertine blend



Sandstone



Granite



Limestone

The product colours in this booklet are as accurate as current photography & printing techniques allow. We suggest you look at actual samples for a better idea and selection.



# DESIGN



## UNPRECEDENTED STYLE

### Contemporary & Classic

Our stunning collection of veneers are suitable for tiling over various internal and external surfaces. Both contemporary & classic designs coupled with superior craftsmanship come together to create the perfect solution for your stone walling with less impact on the environment.

## ENDURING QUALITY

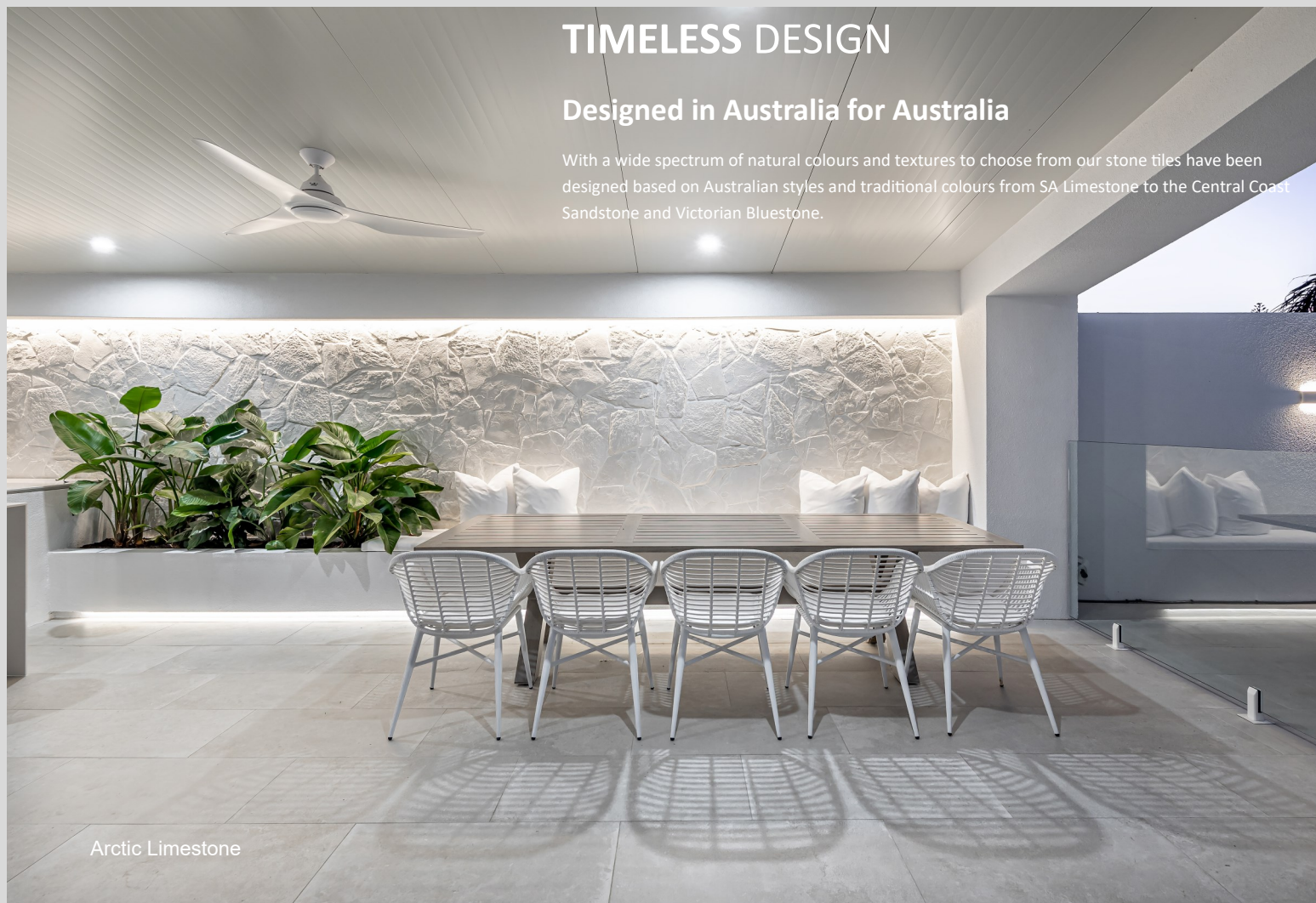
### Perfected by nature

The harsh Australian climate only enhances the natural beauty of Veneer Stone. Unsealed, our stone simply gets better with age bringing the European look from years of weathering. To retain the fresh quarried look and enhance the natural colours seal the stone with a penetrating silicon based sealer.

## TIMELESS DESIGN

### Designed in Australia for Australia

With a wide spectrum of natural colours and textures to choose from our stone tiles have been designed based on Australian styles and traditional colours from SA Limestone to the Central Coast Sandstone and Victorian Bluestone.



Arctic Limestone

## Engineered by man

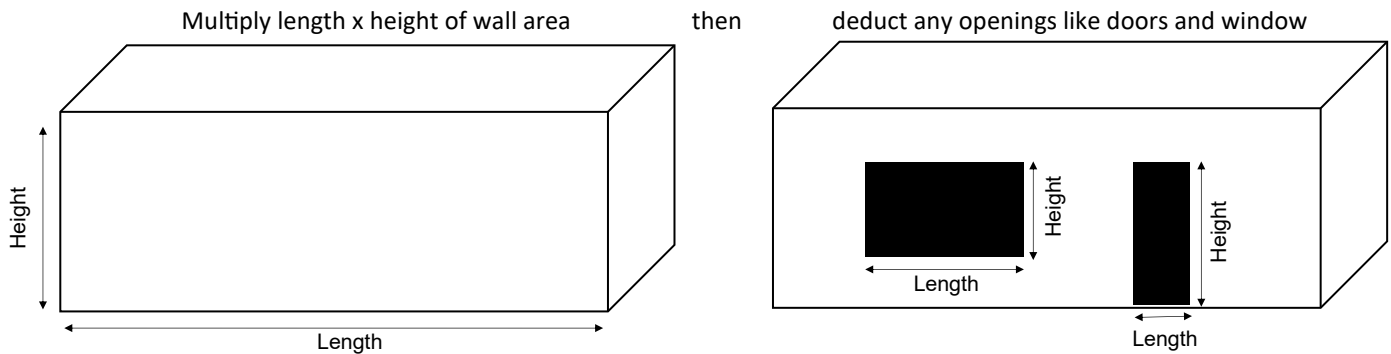
We carefully blend crushed sandstone with less than 1% natural colour pigments to create the distinctive look and relaxed feel of solid natural stone walling with a fraction of the weight. All products come in tile form and range from 20-43mm in thickness. Pre-fabricated corners and capping are available for all products and are highly recommended for use

# Estimating Stone Required

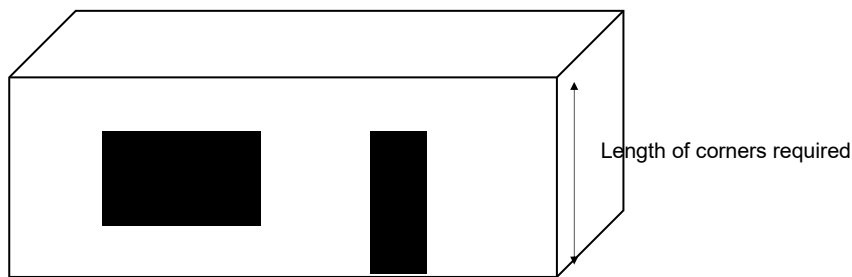
When installing with dry joints (dry stacked) add an extra 10-15% to allow for extra cuts and wastage.



## BODIES: Calculate the total surface area by square metre



**CORNERS: Calculate the lineal metres of corner stones** required by measuring all external corners from top to bottom. (please note 1 lineal metre of corners equates to approximately 0.2m<sup>2</sup> of bodies)



## RANDOM SHADE VARIATION

Extreme colour and texture variation will occur from piece to piece and within each batch for a random look. The look of the final installation will be unique. Please review the range of products before making your final selection.

## APPLICATION

Suitable for interior and exterior walls, Veneer Stone can be installed around fireplaces, though no closer than 25cm to a naked flame. Veneer Stone can also be installed around wet areas, however, continued exposure to chlorine and other chemicals may eventually affect the colouration of the products. When frequently exposed to water, we recommend protection with Ven Seal Ultra WB sealer.

WEIGHT - all weights are approximate

	Bodies	Corners
Arctic Range	48-55kg m <sup>2</sup>	13kg L/M

## Orders and Customer Support

Phone 02 4606 4907

Email: [admin@venerstone.com.au](mailto:admin@venerstone.com.au)

Website: [www.venerstone.com.au](http://www.venerstone.com.au)

Facebook: <https://www.facebook.com/venerstone/>

Instagram: <https://www.instagram.com/venerstoneaustralia/>

**NSW** Plant Address: 15 Technology Drive Appin NSW

**SA** Warehouse, Mt Barker, Adelaide SA

**VIC** Warehouse, Dandenong, Melbourne VIC