



VENEER STONE

INSPIRED BY NATURE, ENGINEERED BY MAN

Dressed Edge Collection

technical guide

July 2021

DRESSED EDGE



Our Dressed Edge collection provides that perfect blend of a relaxed country charm with sophisticated modern art. This design is very popular and will compliment and enhance any application whether residential or commercial.



Sandstone




The product colours in this booklet are as accurate as current photography & printing techniques allow. We suggest you look at actual samples for a better idea and selection.

DRESSED EDGE




Our Dressed Edge collection provides that perfect blend of a relaxed country charm with sophisticated modern art. This design is very popular and will compliment and enhance any application whether residential or commercial.



The product colours in this booklet are as accurate as current photography & printing techniques allow. We suggest you look at actual samples for a better idea and selection.

DRESSED EDGE




Order Multiples - Bodies	per metre	20m ² per pallet
Order Multiples - Corners	1 lineal metres per case	36 l/m per pallet

SIZES AVAILABLE AND SOLD AS A PACK PER/M2




Sizes are approximate and subject to variation, please call Head Office if exact measurements are required.

Sample Installation pattern – like brick work, avoid straight vertical lines when applying the stone



Joint: Pointing mortar or tile grout can be used to fill the joints. One of the easiest & fastest ways to fill the joints is with a piping gun or piping bag. Purchase your silicon piping bag from Veneer Stone by calling 1300984572 or mail info@veneerstone.com.au



Capping available to suit - Size: 500-530 x 290mm x 40mm



Prefabricated corners available

CORNER SIZE; 240mm high x 100mm x 340mm return

Please note: all sizes printed are approximate and are subject to change. For current exact measurements please contact Head Office on 1300 984 572.

DESIGN



UNPRECEDENTED STYLE

Contemporary & Classic

ENDURING QUALITY

Perfected by nature

The harsh Australian climate only enhances the natural beauty of Veneer Stone. Unsealed, our stone simply gets better with age bringing the European look from years of weathering. To retain the fresh quarried look and enhance the natural colours seal the stone with a penetrating silicon based sealer.



TIMELESS DESIGN


Designed in Australia for Australia

With a wide spectrum of natural colours and textures to choose from our stone tiles have been designed based on Australian styles and traditional colours from SA Limestone to the Central Coast Sandstone and Victorian Bluestone.

ENGINEERED BY MAN

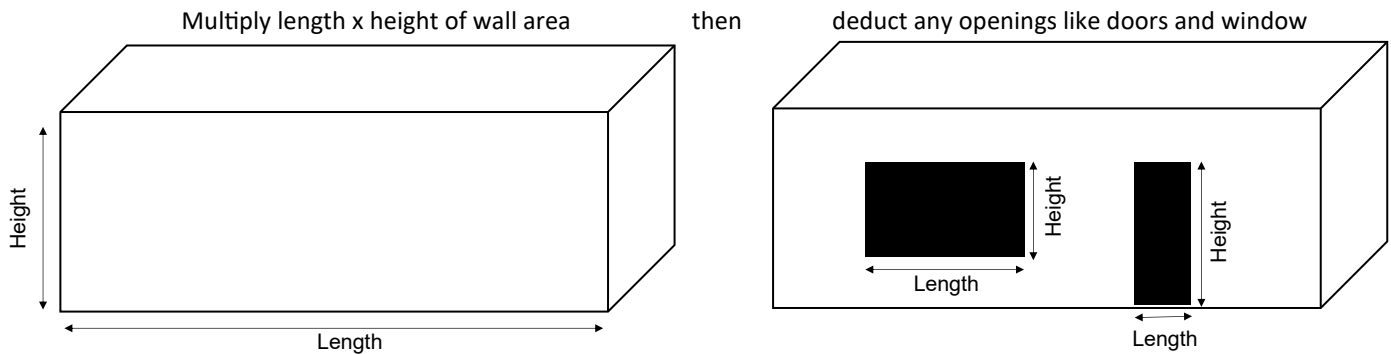
We carefully blend crushed sandstone with less than 1% natural colour pigments to create the distinctive look and relaxed feel of solid natural stone walling with a fraction of the weight. All products come in tile form and range from 20-43mm in thickness. Pre-fabricated corners and capping are available for all products and are highly recommended for use.

ESTIMATING STONE REQUIRED

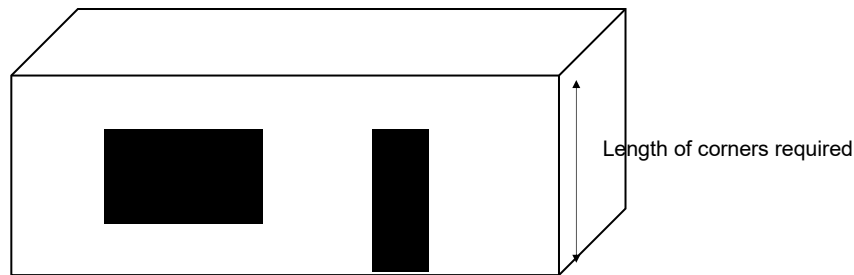


When installing with dry joints (dry stacked) add an extra 10-15% to allow for extra cuts and wastage.

BODIES: Calculate the total surface area by square metre



CORNERS: Calculate the lineal metres of corner stones required by measuring all external corners from top to bottom. (please note 1 lineal metre of corners equates to approximately 0.2m² of bodies)



RANDOM SHADE VARIATION

Extreme colour and texture variation will occur from piece to piece and within each batch for a random look. The look of the final installation will be unique. Please review the range of products before making your final selection.

APPLICATION

Suitable for interior and exterior walls, Veneer Stone can be installed around fireplaces, though no closer than 18" to a naked flame. Veneer Stone can also be installed around wet areas, however, continued exposure to chlorine and other chemicals may eventually affect the colouration of the products. When frequently exposed to water, we recommend protection with a masonry sealer.

WEIGHT - all weights are approximate

	Bodies	Corners
Dressed Edge Range	42kg	20kg

Orders and Customer Support

Phone 02 4631 2997

Email: admin@veneerstone.com.au

meg@veneerstone.com.au

Website: www.veneerstone.com.au

Facebook: <https://www.facebook.com/veneerstone/>

Instagram: <https://www.instagram.com/veneerstoneaustralia/>

NSW Plant Address: 15 Technology Drive Appin NSW

SA Warehouse: Gepps Cross SA

VIC Warehouse: Dandenong, Melbourne, VIC

QLD Depot: Rocklea, Brisbane, QLD